



Dec 27, 2016 - 10:49am - 138103\_A1\_Equipment Shed.dwg  
C:\Users\gary.gramer\appdata\local\temp\AcPublish\_3260\

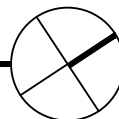


SCALE: 1/4" = 1'



EQUIPMENT SHED

MOR-TINSLEY FARM



**M** MONTANA  
STATE UNIVERSITY  
CAMPUS PLANNING,  
DESIGN & CONSTRUCTION  
BOZEMAN, MONTANA  
PHONE: 406.994.5413 FAX: 406.994.5665

INDEX #	<b>105</b>
BUILDING #	<b>138103</b>